



STORAGE | BILLIE



BILLIE

Hold that note. Our lateral files come in lots of configurations to keep you organized.

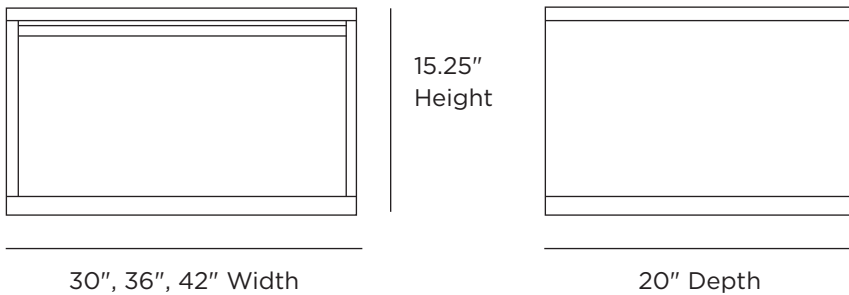


BILLIE


Heavy-gauge steel units come in multiple sizes and configurations so you can store as much as you need and access it all easily.

- Available in 30", 36", and 42" widths for various storage needs.
- Drawers are 20" deep.
- Available in stacks from 1-5 units high.
- Choose from standard drawers, posting shelves, and open shelves.
- Units can be configured to open either direction.
- Top a single unit with a fabric pad to make Billie double as a seat.

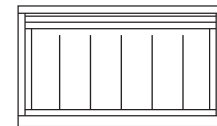
DIMENSIONS




UNIT STYLES



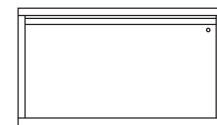
Drawer



Posting Shelf

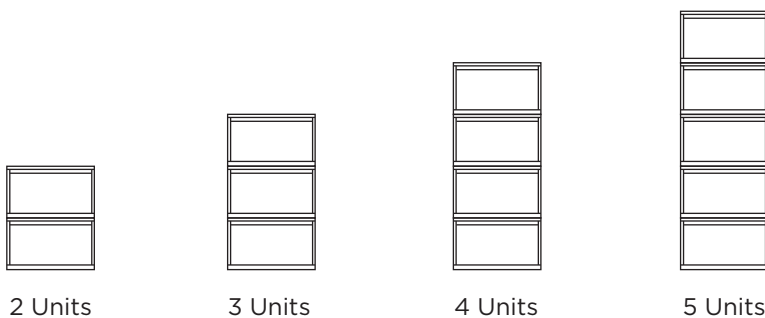


Open Shelf



Optional Lock

STACKING



BILLIE WORKSHEET

For each step, choose your option and write the corresponding code in the grey box at the right. If you plan to choose custom colors or materials, please contact your rep instead of completing this sheet.

<p>1 UNIT WIDTH</p> <p>Select the width of your unit and then write the corresponding, square footage, and price in the grey boxes.</p>	WIDTH	SQ FT	CODE	LIST PRICE
	30"	4.17	3020	\$1300.00
	36"	5	3620	\$1400.00
	42"	5.83	4220	\$1600.00
				A
<p>2 BASE AND TOP</p> <p>One standard steel base and top are required per stack. Look for the option whose width that match your choice in Step 1 and write the code and price in the boxes at right.</p>	WIDTH	CODE	LIST PRICE	
	30"	B30	\$500.00	
	36"	B36	\$580.00	
	42"	B42	\$665.00	
				C
<p>3 UNIT NUMBER</p> <p>Choose the number of units you want, and write the code in the grey box.</p>	NUMBER OF UNITS	CODE		
	1 Unit	1		
	2 Units	2		
	3 Units	3		
	4 Units	4		
<p>4 UNIT STYLE</p> <p>Starting with the Unit 1 section on the bottom, pick the kind of drawer or shelf you want and write the code and price in the grey boxes. Do the same for each level you want above it. (Example: For a 3-stack unit, fill out sections 1, 2, and 3 and leave the others blank).</p>	UNIT	STYLE	CODE	LIST PRICE
	1	Drawer	1S	\$0.00
		Locking Drawer	1L	\$250.00
		Posting Shelf	1P	\$-80.00
		Open Shelf	1O	\$-120.00
			E	CODE
			O	\$
			F	CODE
			P	\$
<i>Continued on next page</i>				

	UNIT	STYLE	CODE	LIST PRICE	
	3	Drawer	3S	\$0.00	
		Locking Drawer	3L	\$250.00	
		Posting Shelf	3P	\$-80.00	
		Open Shelf	3O	\$-120.00	
	<i>Pick the kind of drawer or shelf you want for this level and write the code and price in the grey boxes. If you do not want a unit this tall, leave this section blank.</i>			G	
				CODE	
				Q	
				\$	
	UNIT	STYLE	CODE	LIST PRICE	
	4	Drawer	4S	\$0.00	
		Locking Drawer	4L	\$250.00	
		Posting Shelf	4P	\$-80.00	
		Open Shelf	4O	\$-120.00	
	<i>Pick the kind of drawer or shelf you want for this level and write the code and price in the grey boxes. If you do not want a unit this tall, leave this section blank.</i>			H	
			CODE		
			R		
			\$		
UNIT	STYLE	CODE	LIST PRICE		
5	Drawer	5S	\$0.00		
	Locking Drawer	5L	\$250.00		
	Posting Shelf	5P	\$-80.00		
	Open Shelf	5O	\$-120.00		
<i>Pick the kind of drawer or shelf you want for this level and write the code and price in the grey boxes. If you do not want a unit this tall, leave this section blank.</i>			I		
			CODE		
			S		
			\$		
<p>5 WOOD TOP (OPTIONAL)</p> <p>Want to upgrade from a standard steel top to wood? Choose your species, then look across the row to find the code and price to write in the grey boxes. Price will vary based on square footage.</p>	WOOD	DEPTH	CODE	PRICE/SQ FT	
	Cherry	1.25"	W1	\$215.00	
	Multispecies	1.25"	W2	\$215.00	
	Walnut	1.25"	W3	\$215.00	
	Ash	1.25"	W4	\$215.00	
	Butcher Block (Maple)	1.75"	WS2	\$120.00	
				J	
				CODE	
				T	
				\$	
<p>6 FABRIC PAD TOP (OPTIONAL)</p> <p>Add a fabric pad top to make Billie double as a bench. First, choose your fabric, then look across the row and find the code to write in the grey box on the next page. Fabric top prices are the same for any size, so we've already written the price in for you.</p>	FABRIC PAD	CODE	LIST PRICE		
	Blue Grey	F1	\$505.00		
	Medium Grey	F2	\$505.00		
	Dark Grey	F3	\$505.00		
	Black	F4	\$505.00		
	Grey	F5	\$505.00		
	Light Brown	F6	\$505.00		
	Brown	F7	\$505.00		
	Dark Brown	F8	\$505.00		
	Champagne	F9	\$505.00		
	Yellow	F10	\$505.00		
	Olive	F11	\$505.00		
<i>Continued on next page</i>					

	Burnt Orange	F12	\$505.00
	Dark Red	F13	\$505.00
	Dusty Violet	F14	\$505.00
	Periwinkle	F15	\$505.00
	Sky Blue	F16	\$505.00
	Marine Blue	F17	\$505.00
		K	
		CODE	
		U	
		\$398.15	

7 COLOR

Our units can be finished in 21 standard colors, including a clear coat that lets the natural material show through. Pick your favorite and write the code in the grey box.

COLOR	CODE	COLOR	CODE
Red	M1	Graphite	M12
Orange	M2	Sandstone	M13
Yellow	M3	Light Tan	M14
Blue	M4	Clear	M15
Green	M5	Black	M16
Inter Red	M6	Astro Grey	M17
Safety Orange	M7	Artic White	M18
Western Tan	M8	Frame Grey	M19
Slate Blue	M9	Platinum Grey	M20
Forest Green	M10	Champagne Metallic	M21
Dark Brown	M11		
		L	
		CODE	

ITEM NUMBER	NAME	A	C	D	E	F	G	H	I	J	K	L	To complete your order, please transfer the codes from your worksheet to this section.
	BL												
BASE UNIT	M		X	D		+		N		=			BASE UNIT
UNIT STYLE	BASE UNIT				+	O + P + Q + R + S				=			UNIT STYLE
A. TOP PRICE <small>If you selected a wood top</small>	B				X	T				=			TOP PRICE (WOOD)
B. TOP PRICE <small>If you selected a fabric top</small>	X				+	U				=			TOP PRICE (FABRIC)
UNIT PRICE	UNIT STYLE				+	SELECTED TOP PRICE				=			UNIT PRICE
TOTAL												GRAND TOTAL	
_____ X _____ =												\$ _____	
<small>UNIT PRICE</small>												<small>QUANTITY</small>	